









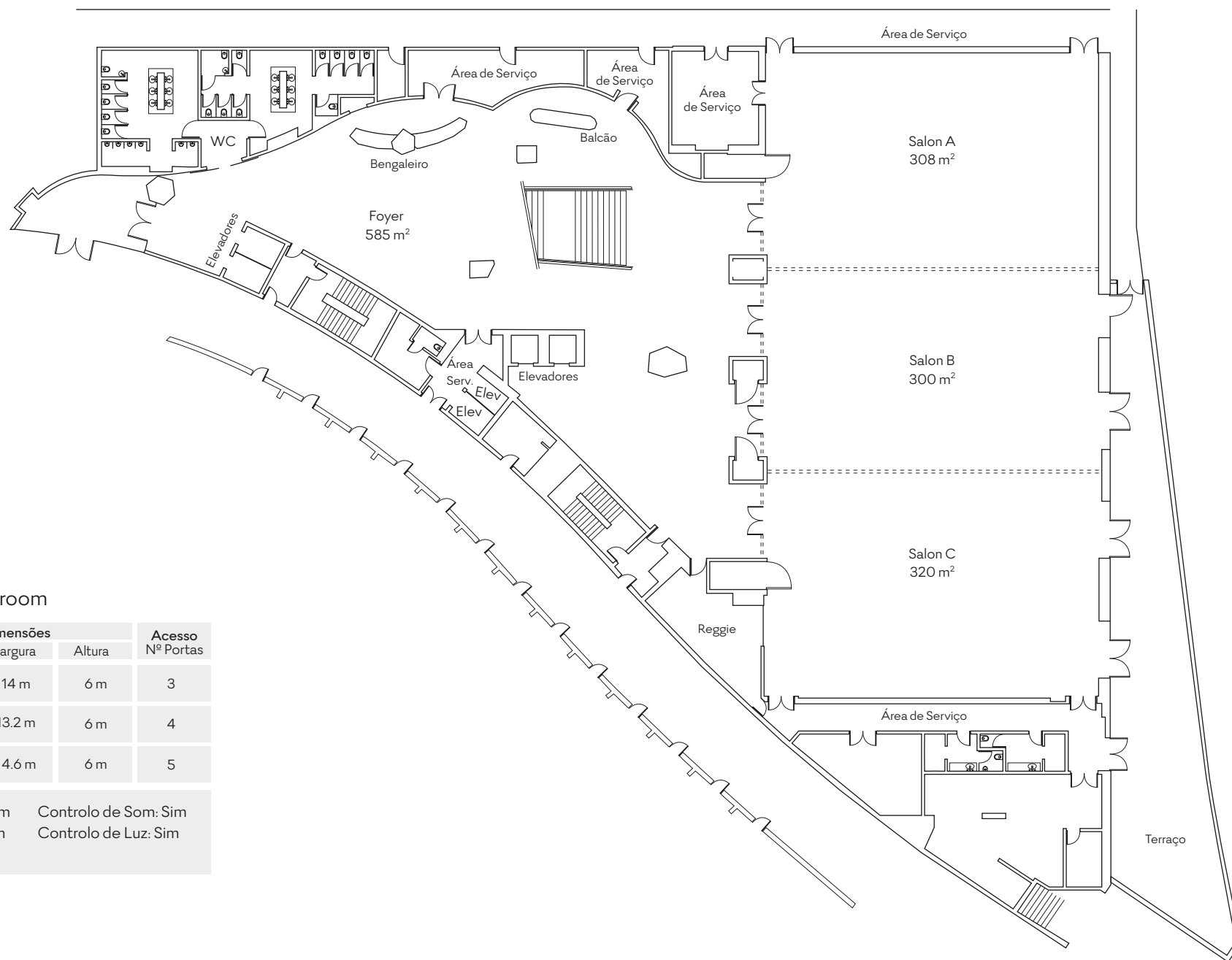


# SAVOY PALACE

LAYOUT SALAS DE REUNIÃO

[events@savoysignature.com](mailto:events@savoysignature.com) | [www.savoysignature.com](http://www.savoysignature.com)

					Capacidade							
					Teatro	Sala de aula	Forma U	Sala de reuniões	Cabaret	Cocktail	Buffet	Menu
												
Piso		Área.m <sup>2</sup>	Dimensões (m)	Altura								
0	Grand Ballroom	928	22 x 41.8	6	1400	540	280	300	360	1200	500	600
	Ballroom Salon A	308	22 x 14	6	320	180	90	100	110	330	150	170
	Ballroom Salon B	300	22 x 13.2	6	320	180	90	100	110	330	150	170
	Ballroom Salon C	320	22 x 14.6	6	320	180	90	100	110	330	150	170
	Ballroom Salon A+B	608	22 x 27.6	6	640	360	-	-	220	660	300	340
	Ballroom Salon B+C	620	22 x 27	6	640	360	-	-	220	660	300	340
	Grand Ballroom + Foyer	1513	-	-	-	-	-	-	-	1400	650	680
	Foyer	585	-	-	-	-	-	-	-	300	-	-
1	Bellevue Hospitality Suite	266	18.4 x 13.4	3	-	-	-	-	-	180	100	120
	Bellevue Meeting Room 1	134	7.7 x 16.7	3	70	50	24	28	40	60	50	60
	Bellevue Meeting Room 2	132	10.7 x 13.4	3	70	50	24	28	40	60	50	60
	Monumental Boardroom 1	45	7.5 x 5.4	3	30	14	14	16	-	-	-	-
	Monumental Meeting Room 2	43	6 x 5.3	3	26	14	12	14	-	-	-	-
	Monumental Meeting Room 3	42	7.5 x 5.4	3	30	14	14	16	-	-	-	-
	Monumental Meeting Room 4	47	7.5 x 5.4	3	30	14	14	16	-	-	-	-
	Monumental Meeting Room 5	66	11.8 x 5.3	3	60	32	18	28	-	-	-	-
16	Boardroom - Jacarandá	100	16.5 x 5	3	-	-	-	24	-	-	-	24



### Piso 0 Grand Ballroom

	Dimensões			Acesso Nº Portas
	Comp.	Largura	Altura	
A	22 m	14 m	6 m	3
B	22 m	13.2 m	6 m	4
C	22 m	14.6 m	6 m	5

Ar condicionado: Sim      Controlo de Som: Sim  
 Luz Natural: B, C Sim      Controlo de Luz: Sim  
 Blackout: Sim

**Informações técnicas**  
 Grand Ballroom

 Área total 928 m<sup>2</sup>
**Portas interiores**  
 Dimensões (m)

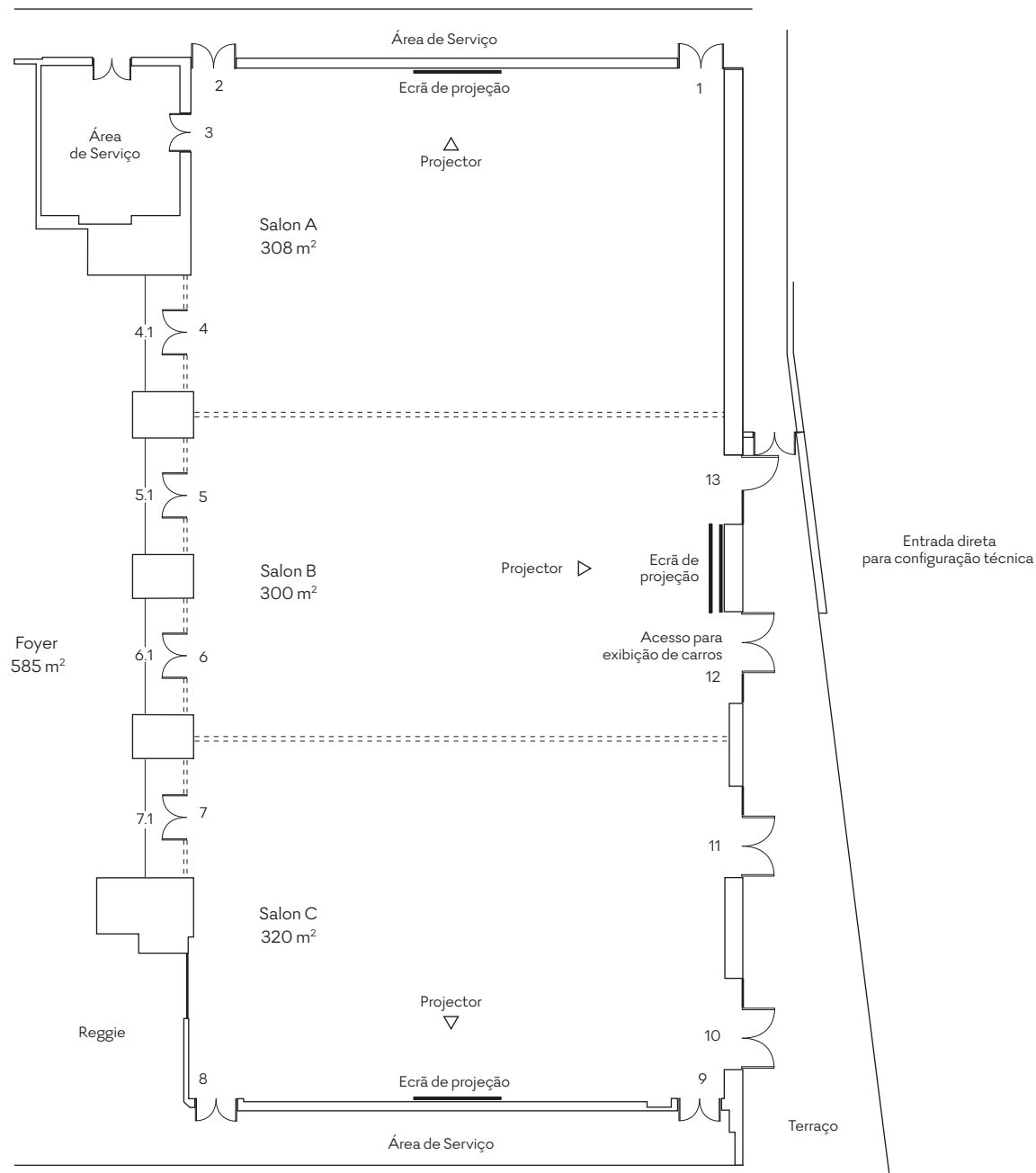
Comp.    Altura

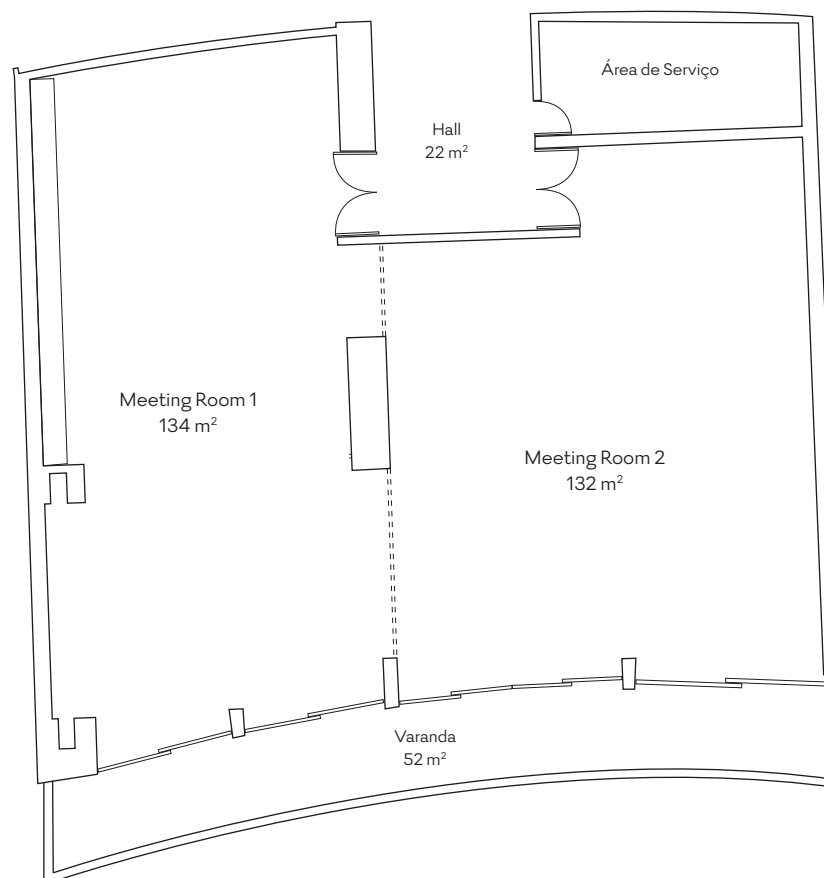
1	1.7	2.4			
2	1.7	2.4			
3	1.7	2.4			
4	1.8	2.5	4.1	4.7	4.5
5	1.8	2.5	5.1	4.7	4.5
6	1.8	2.5	6.1	4.7	4.5
7	1.8	2.5	7.1	4.7	4.5
8	1.7	2.4			
9	1.7	2.4			

**Portas exteriores**  
 Dimensões (m)

Comp.    Altura

10	2.3	3.4
11	2.3	3.4
12	2.3	3.4
13	1.3	3.4

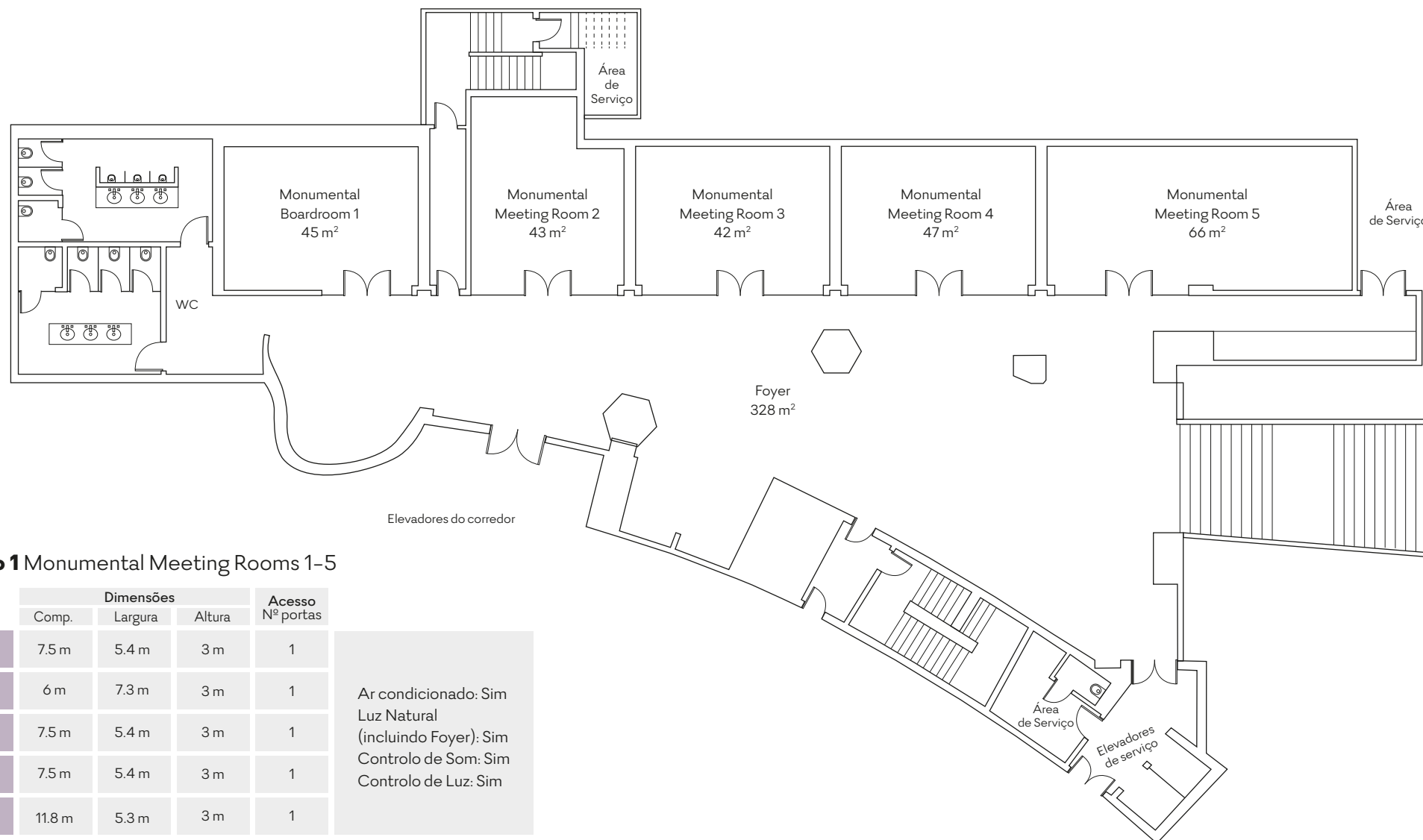


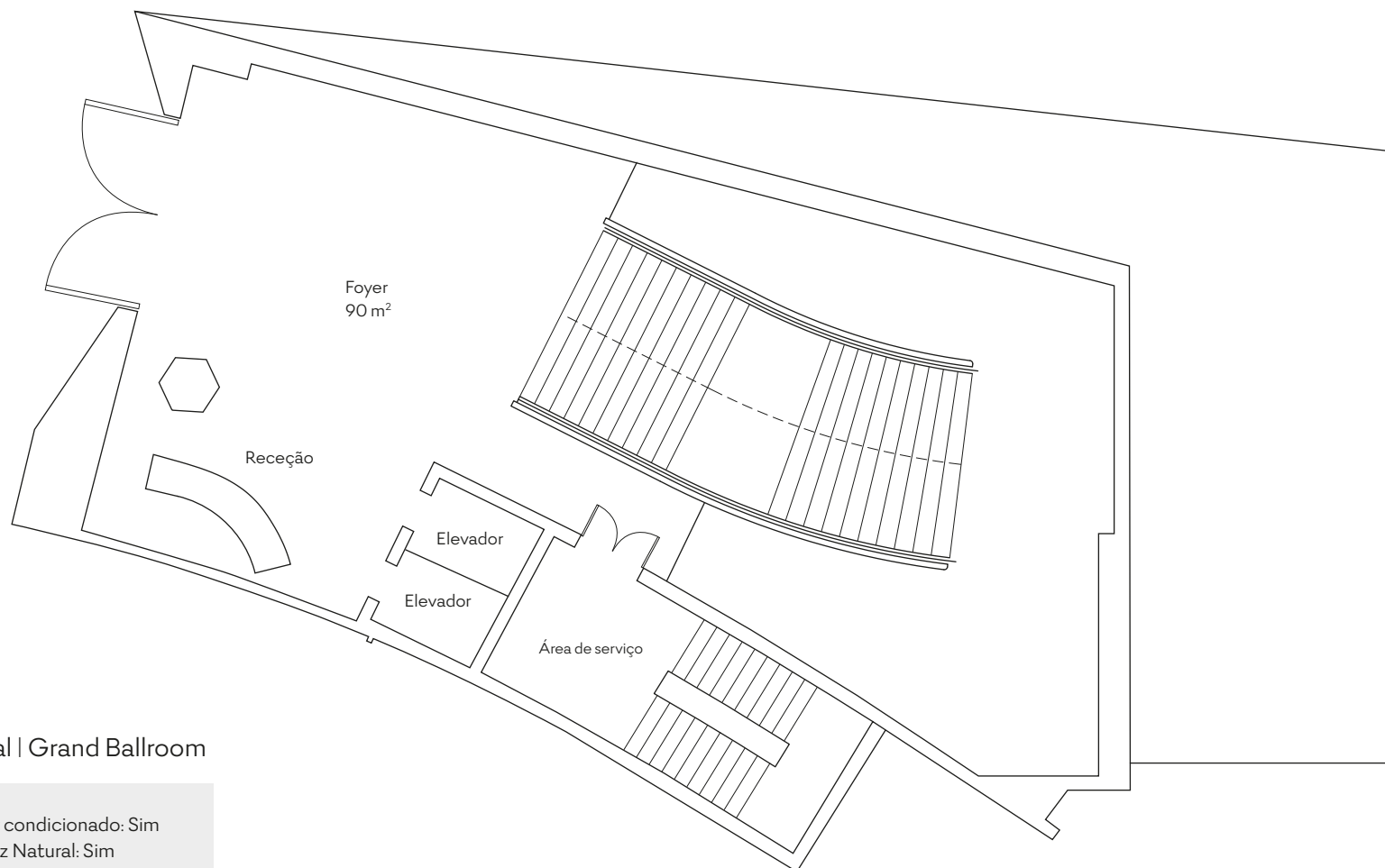


### Piso 1 Bellevue Hospitality Suite

	Dimensões			Acesso Nº portas
	Comp.	Largura	Altura	
1	7.7 m	16.7 m	3 m	1
2	10.7 m	13.4 m	3 m	1

Ar condicionado: Sim    Controlo de Som: Sim  
 Luz Natural: Sim        Controlo de Luz: Sim  
 Blackout: Sim

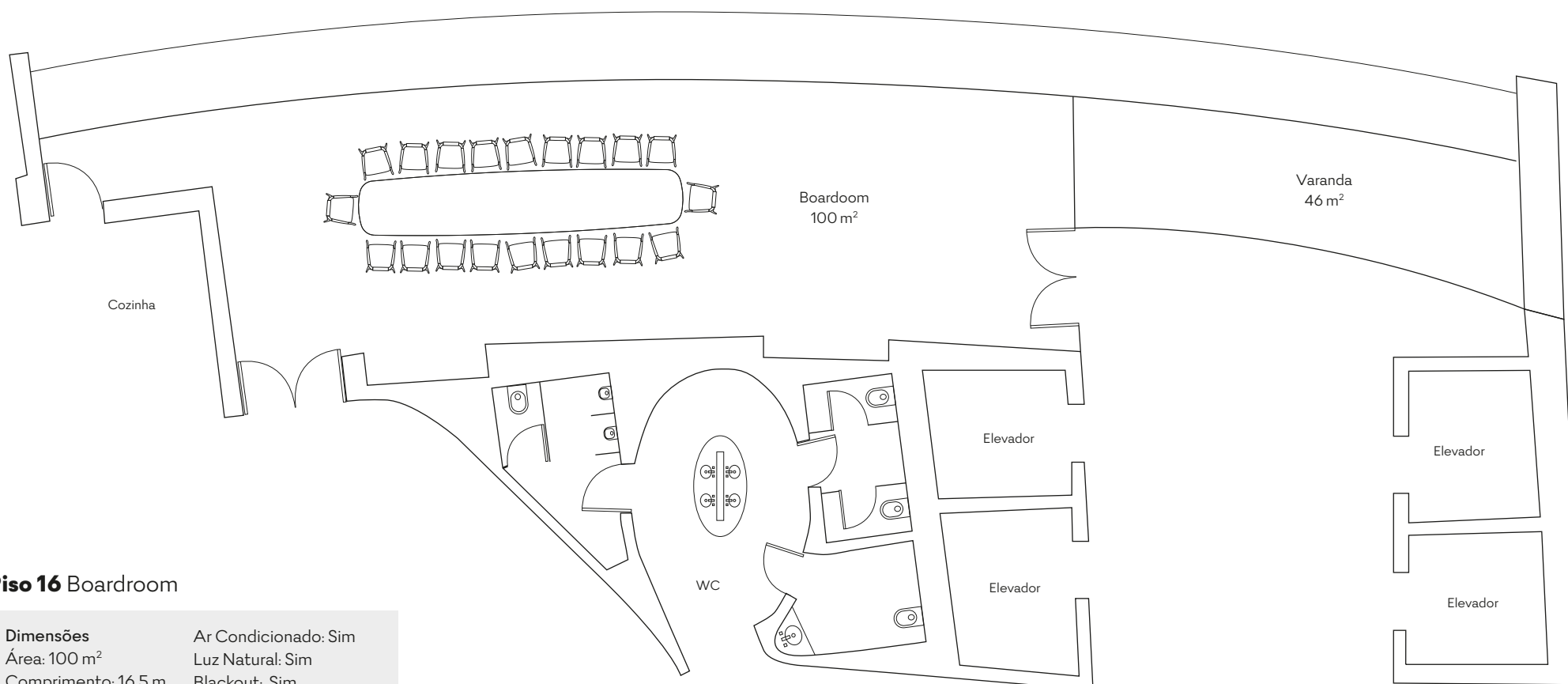




**Piso 2** Entrada principal | Grand Ballroom

**Dimensões**  
Área: 90 m<sup>2</sup>  
Altura: 4.9 m  
**Acesso**  
Nº portas: 1

Ar condicionado: Sim  
Luz Natural: Sim



**Piso 16** Boardroom

**Dimensões**

Área: 100 m<sup>2</sup>

Comprimento: 16.5 m

Largura: 5 m

Altura: 3 m

**Acesso**

Nº portas: 2

Ar Condicionado: Sim

Luz Natural: Sim

Blackout: Sim

Controlo de Som: Sim

Controlo de Luz: Sim

Jacarandá  
Lounge & Club